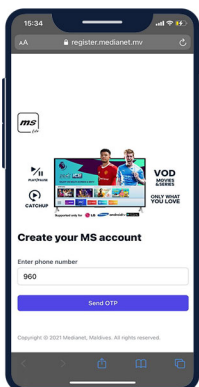


# HOW TO REGISTER & SUBSCRIBE MS app / Multi-Screen

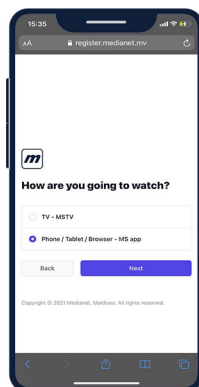


## Step 1

Visit  
<https://register.medianet.mv>  
on your web browser

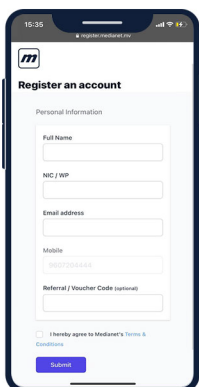


and enter your phone number



## Step 2

Choose where you live in  
Maldives then choose **"Phone /  
Tablet / Browser – MS app"**

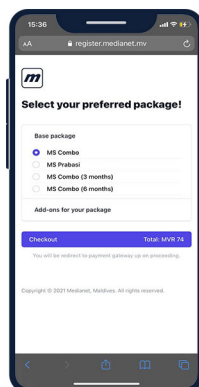


## Step 3

**Fill in the relevant details** and  
include a referral/promo code if  
you have one.

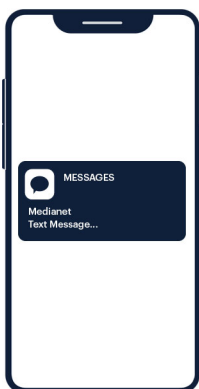
If you use a promo code, you will  
automatically receive your  
package.

In this case, skip to Step 5.



## Step 4

**Choose the package** you want  
and checkout



## Step 5

You should receive an **SMS** with  
your account details and am link  
to download the MS app /  
Multi-Screen



## Step 6

Open the MS app and enter your  
**account number and password.**

You can now enjoy MS app /  
Multi-Screen

If your subscription has expired,  
visit <https://my.medianet.mv> to  
renew.



Scan me with your phone camera